

SUNSYSTEM®

INSTRUCTION for electric heater

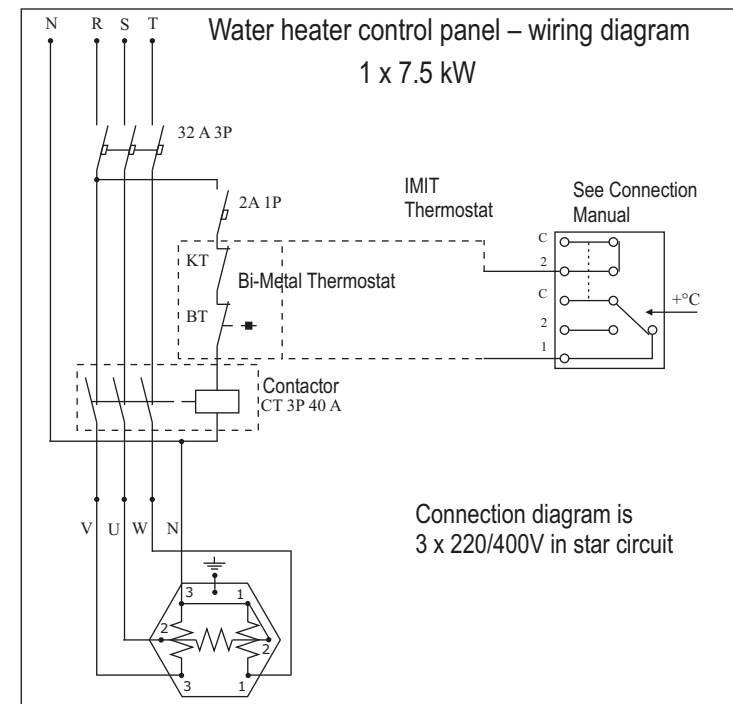
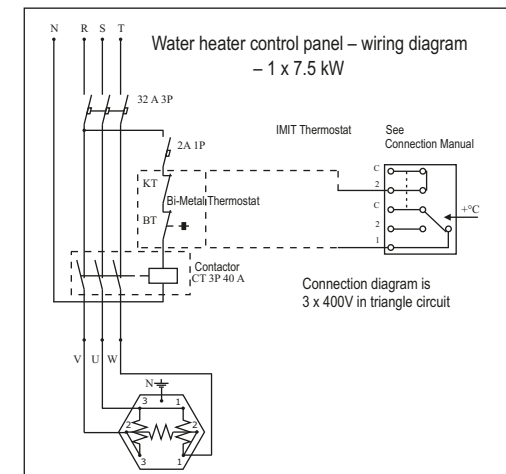
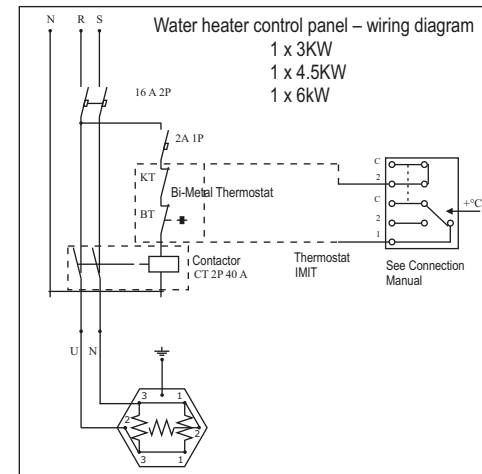
Model: **2 kW** **3 kW** **4.5 kW** **6 kW** **7.5 kW**

Power supply voltage: **230 V** **400V**

ATTENTION!

The connection of the electric heater is performed only by qualified specialists. When connecting the heater to the electrical network to be careful with the correct zeroing!

NES-New Energy Systems Ltd.
Tel.: +359 700 17 343
www.burnit.bg



Water tank Capacity, L	Connection	Length L, mm	Current, W	Voltage, V
150 ÷ 2000	1 1/2"	210	2000/3000	230
300 ÷ 2000	1 1/2"	320	4500	230
400 ÷ 2000	1 1/2"	410	6000	230
500 ÷ 2000	1 1/2"	590	7500	230/400

SUNSYSTEM®

INSTRUCTION for electric heater

Model:

2 kW

3 kW

4.5 kW

6 kW

7.5 kW

Power supply
voltage:

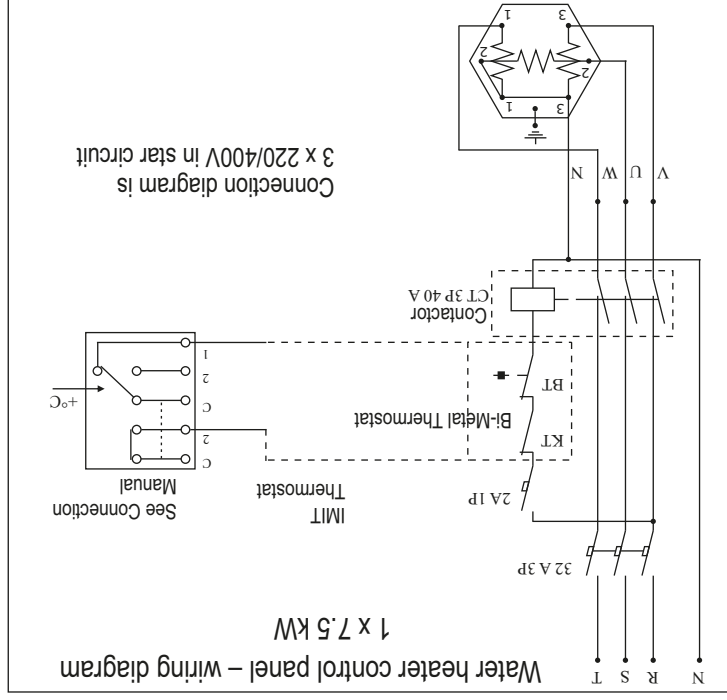
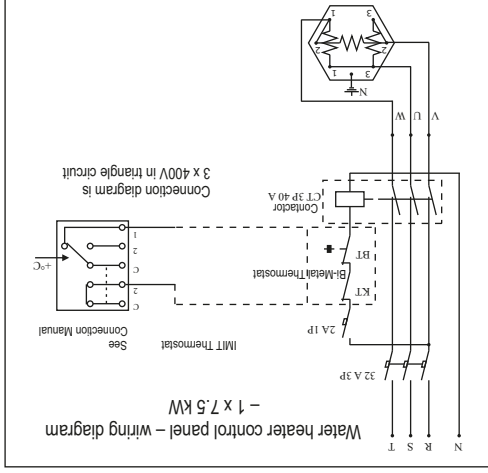
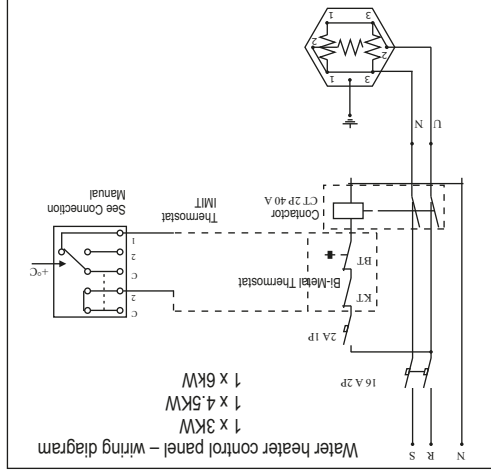
230 V

400V

ATTENTION!

The connection of the electric heater is performed only by qualified specialists. When connecting the heater to the electrical network to be careful with the correct zeroing!

NES-New Energy Systems Ltd.
Tel.: +359 700 17 343
www.burnit.bg



Water tank Capacity, L	Connection	Length, L, mm	Current, W	Voltage, V
500 ÷ 2000	1 1/2"	590	7500	230/400
400 ÷ 2000	1 1/2"	410	6000	230
300 ÷ 2000	1 1/2"	320	4500	230
150 ÷ 2000	1 1/2"	210	2000/3000	230