

# Digital room thermostats

## RT1B | WT1B

### Presentation



Digital room thermostats RT1B and WT1B are used to regulate room temperature in apartments, houses or for zone temperature control in large premises. Some main features are minimalistic design and a simple user interface with a large backlit display and a clear large keyboard. The model range offers the possibility of installation into a wall socket or directly on the wall.

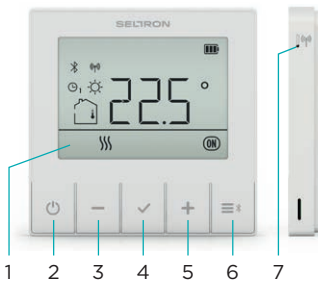
#### Typical applications

- Room thermostat regulates the room temperature by controlling (ON/OFF) the energy source, circulation pump or the supply valve.
- Thermostat can be used for radiator, fan coil or surface heating or cooling systems (\*in case of low-temperature system, it is necessary to ensure regulation or limitation of supply temperature).

#### Features

- Intuitive and comfort control with smart device.
- Integrated battery which allows recharging via USB-C port.
- Quick user functions PARTY, ECO, HOLIDAY and VENTILATION.
- Measurement of humidity and air quality (option).

### Description of thermostat



- 1 - Illuminated display.
- 2 - ON/OFF button.
- 3 - Button for value decrease or step backward.
- 4 - Button for view of the data or menu entering.
- 5 - Button for value increase or step forward.
- 6 - Button to turn ON/OFF user functions or connection with smart device.
- 7 - Button (antenna) for connection with receiver.

### Description of receiver



- 1 - LED light to indicate the status of relay output.
- 2 - LED light to show connection with smart device.
- 3 - LED light to indicate the connection with thermostat.
- 4 - LED light to show working mode.
- 5 - Button for manual operation / connection / reset.

Power supply and installation	RT1B	WT1B
Battery powered	•	•
Wall mounting	•	•
Technical characteristics		
Wireless thermostat	—	•
Relay output	•	•
Possibility of additional sensor connection	•	—
Usage		
Systems with Radiators	•	•
Systems with Fan coils	•	•
*Surface H/C (floor, wall, ceiling)	•	•
<i>* It is necessary to ensure regulation or limitation of supply temperature.</i>		
User functions		
Function PARTY - activation of comfort temperature	•	•
Function ECO - activation of saving temperature	•	•
Function HOLIDAY - activation of saving temperature in absence	•	•
Function VENTILATION - activation of saving temperature during ventilation	•	•
Safety functions		
Frost protection	•	•
Protection against overheating of rooms	•	•
Limitation of maximum screed or wall heating (extra sensor needed)	•	•


Outlined functions



**Setting with use of smart device and Bluetooth connection**

Room thermostat can also be set with the use of smart device and Clausius BT application. Application allows easy setting of desired temperature, user functions, time programs, parameter. It can also be used for status overview, software updated and many other settings.

The application is available for smartphones with Android or iOS. The connection of the thermostat to the smart device is direct, via a Bluetooth connection (no internet needed).



**Recharging with integrated battery**

Models RT1B and WT1B are powered by rechargeable battery. When the battery is low on energy it can be recharged with any charger that has a USB-C port. This saves you time and cost with yearly changes of batteries and avoids potential damage to the thermostat due to spilled battery.

The charging connector is located at the bottom of the thermostat.



**Function VENTILATION**

For the purpose of room ventilation room thermostats have a dedicated built-in function VENTILATION.

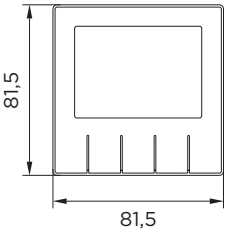

When the function VENTILATION is activated, the thermostat does not take measured temperature into account for a certain time.


In this way, we prevent overheating of the rooms due to rapidly lowering of room temperature. At the same time, that helps you save energy and decrease heating costs.



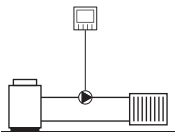
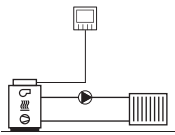
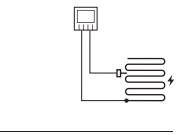
**Installing a room thermostat**

- 1 Mounting on the wall with mounting base (wired model RT1B).
- 2 Wall mounting with wall panel (only wireless model WT1B).

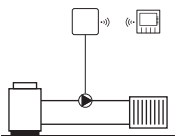
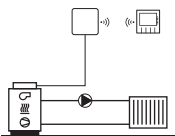
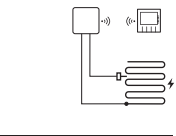
Technical specification for thermostat	RT1B	WT1B
Power supply	3,7 V	3,7 V
Rechargeable LiPo battery	•	•
Wired connection	•	—
Wireless connection	—	•
Housing material	PC - thermoplastic	
Degree of protection	IP20 according to EN 60529	
Safety class	III	II
Relay	6(3) A, 230 V-	
Temperature sensor type	Murata NTC (10 kOhm)	
Additional temperature sensor (AUX)	Murata NTC (10 kOhm)	
Additional sensor	•	—
Humidity sensor	Option, 10 % ÷ 90 % Rh	
Display	Segment LCD with backlit, black-white	
Efficiency class according to EN 60730-1	Class 4 (2 %)	
Temperature setting range	Setting range in heating: 4 ÷ 40 °C Setting range in cooling: 4 ÷ 40 °C	
Working mode	Heating or cooling	
User functions	PARTY, ECO, HOLIDAY, VENTILATION	
Humidity measuring	Option	
Air quality measuring	Option	
Time program CH1	•	
Time program CH2	•	
Time	•	
Date	•	
Working with ED factor	•	
Working with hysteresis	•	
Parameters settings	•	
Control with smart device	•	
Ambient temperature	0 ÷ 40 °C	
Storage temperature	-20 °C ... +65 °C	
Product weight	-130 g	-220 g
No. of pieces in the packaging unit	54 pcs	
Dimensions		

Technical specification for receiver	RRD
Dimensions	

**Applications for RT1B**


 <p>Circulation pump control ON/OFF.</p>	 <p>Energy source control ON/OFF.</p>	 <p>Electric floor heating control ON/OFF. Protection of screed temperature.</p>
---	--	--

**Applications for WT1B**

 <p>Circulation pump control ON/OFF.</p>	 <p>Energy source control ON/OFF.</p>	 <p>Electric floor heating control ON/OFF. Protection of screed temperature.</p>
---	--	--

Item	Order code	Description
------	------------	-------------

**Room thermostat**

	1RND30BF-060	Room thermostat RT1B, battery powered, surfaces-mounting
---	--------------	--

**Wireless room thermostat**

	1RND30WBF-060	Room thermostat WT1B, Wireless, battery powered, surface-mounting
---	---------------	---

**Accessories**

	1TFMU-000	Immersion temperature sensor SELTRON TF/M
---	-----------	---

Seltron d.o.o.  
Tržaška cesta 85 A  
SI-2000 Maribor  
Slovenia

T: +386 (0)2 671 96 00  
F: +386 (0)2 671 96 66  
sales@seltron.eu  
www.seltron.eu